

Sewing Instructions for:

Impromptu

Instructions are for a 56 ½" x 70 ½" (or 60 ½" x 78 ½") quilt top. Back, quilt and bind using your favorite methods.

Fabric Requirements:

1 Jelly Roll – 2 ½" strips


OR 40 – 2 ½" strips


1 Dessert Roll – 5" strips


OR 9 – ¼ yard cuts

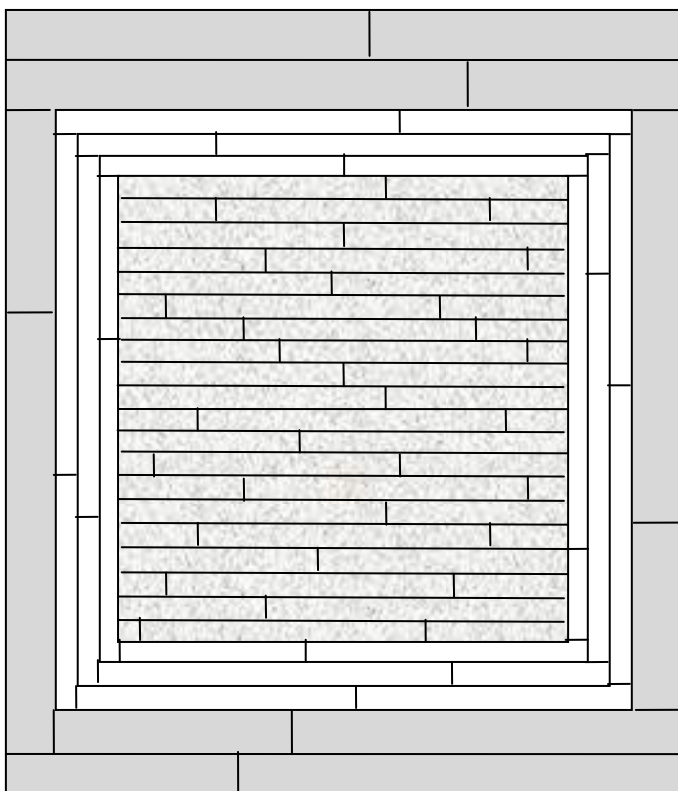
4½ (or 5) yards Coordinating Backing

Step 1: Cut 34 (or 37 for the larger size) Jelly Roll strips in half at the fold. Trim selvages. Sew 34 (37) of the halves end to end to create one long pieced strip. Repeat for the other 34 (37) halves and keep this second strip for Step 3. Press seams one direction. From the first pieced strip, cut 20 (22) strips that are 35" long. Keep the strips in the order they were cut.

Step 2: Stitch the 35" strips together in the order they were cut. See diagram marked:  Press after each seam is sewn; press in one direction.

Step 3: Using the second pieced strip from Step 1, start from the top right corner and stitch strips clockwise around the perimeter, cutting at the end of each side. Sew strips around the perimeter until you have three (four) complete rounds. See diagram marked: 

Step 4: Trim selvage edges and sew the Dessert Roll strips end to end. Use this Dessert strip to repeat Step 3 for one round. Then with the excess Dessert strip add one row to the top and one row to the bottom. See diagram marked: 



Instructions provided by:

QuiltWorks Northwest

121A 107th Avenue NE Bellevue, WA 98004

(425) 453-6005 (877)295-7222

www.quiltoworksnw.com